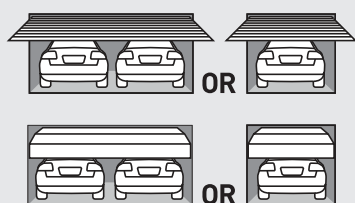


**Merlin**  
the automatic choice



**tiltmaster**  
The perfect power partner for tilt doors



**DOOR TYPES:** residential tilt and sectional doors **DOOR SIZE:** doors up to 20m<sup>2</sup>

#### Key Benefits



**Compliant to Australian and New Zealand Standard AS/NZS 60335-2-95**



#### Security+2.0

Transmitters communicate on multiple frequencies with encrypted rolling code. This ensures the strongest frequency is selected every time, virtually eliminating interference while providing the highest level of security.



#### Up to 75% less energy\*

Advanced technology uses less than 1 watt of power whilst in standby mode, meeting the world's toughest energy standards.



#### Quiet and Powerful Motor

The powerful and fast DC motor is quiet and built to last with the strength to open any branded domestic door.



#### Improved Transmitter Range

Tested against other products, these transmitters have up to 18% better range which means you can start opening your garage door sooner.



#### Soft Start / Stop Function

Designed to ensure smooth and quiet door operation.



#### 7 Year Warranty

Backed by a 7 year / 15,000 cycle warranty\*\* we stand behind our products with an after sales support team that we believe are the best in the industry.

#### Standard Merlin Safety Features



#### Premium Automatic Safety Reverse

With its automatic safety function your garage door will stop and reverse automatically if obstructed going down or stop going up.



#### Automatic Force Sensing

Equipped with automatic force sensing, with each operation the garage door opener monitors and adjusts the force needed to open your garage door.



#### Manual Release

In case of power failure you can simply activate the manual release to open your garage door.

\*when compared to other available products \*\* conditions apply

#### Kit Contents



1 x Powerhead



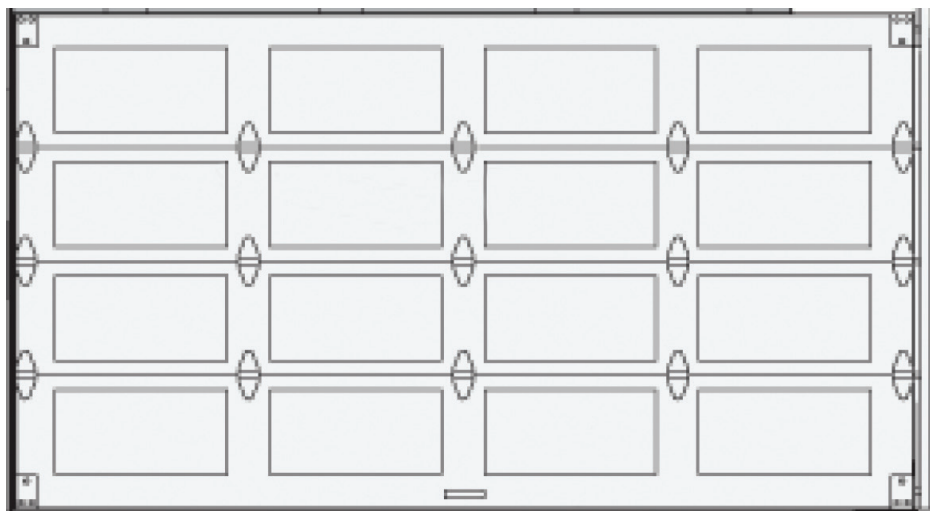
2 x Four channel key ring mini-transmitters E950M



Two channel wireless wall button E138M

#### SPECIFICATIONS

- 24V DC motor with thermal overload protection
- Input voltage: 240V AC
- Rated door area up to 20m<sup>2</sup>
- Max door weight: up to 130kg
- Max peak pulling force: 1000 N
- C-rail with belt drive
- 433.92, 433.30, 434.54 MHz AM radio with Chamberlain Security + 2.0 rolling code technology
- Up to 64 memory registers
- Courtesy light: LED
- Min headroom required: 30mm



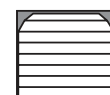
## DOOR SPECIFICATIONS

- Maximum lifting under spring tension = 20 Kgs
- Suitable for steel and timber spring balanced doors

## DOOR OPENING AND CLOSING TIMES



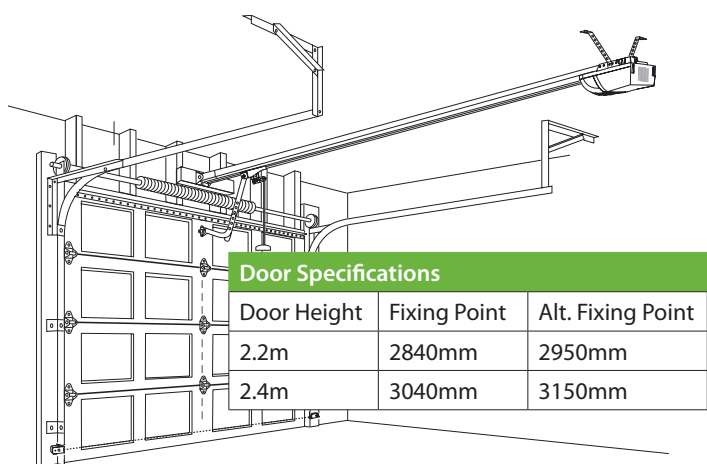
18 seconds



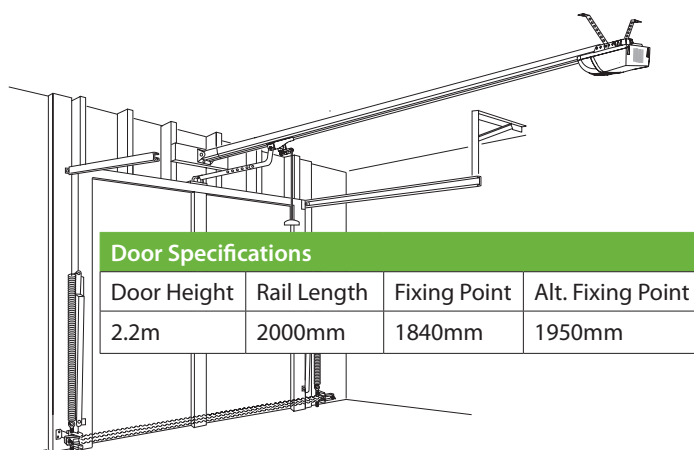
21 seconds  
(based on a 2.2m high door)

Door height: 3.5m, Door width: 5.7m, Total door area 20m<sup>2</sup>  
Single dwelling, max door weight: up to 130kg

## TYPICAL INSTALLATION - SECTIONAL DOOR



## TYPICAL INSTALLATION - TILT DOOR



## OPTIONAL ACCESSORIES



Wall or visor mounted  
three channel  
transmitter E943M



Wall or visor mounted  
single channel  
transmitter E940M



3 channel mini  
transmitter  
E945M



Wireless open  
door monitor  
CLDM1ANZ



Protector system  
safety beam sensors  
774ANZ



Wireless keypad  
E840M

# CHAMBERLAIN®

The World's Largest Manufacturer of Garage Door Openers

**Australia** Phone: 1800 638 234 Fax: 1800 888 121 Web: [gomerlin.com.au](http://gomerlin.com.au)

**New Zealand** Phone: 0800 653 667 Fax: 0800 653 663 Web: [gomerlin.co.nz](http://gomerlin.co.nz)

™ Trademark of The Chamberlain Group, Inc. ® Registered Trademark of the Chamberlain Group, Inc.  
© 2015 The Chamberlain Group, Inc.